

THIS DOCUMENT HAS BEEN DIGITALLY SIGNED AND SEALED BY:
BRIAN KENNETH EGLI
2025.11.04 13:09:20 -06'00'

PRINTED COPIES OF THIS DOCUMENT ARE NOT CONSIDERED SIGNED AND SEALED. THE SIGNATURE MUST BE VERIFIED ON THE ELECTRONIC DOCUMENTS.

TENNESSEE DEPARTMENT OF TRANSPORTATION
505 DEADERICK STREET, SUITE 1200
NASHVILLE, TN 37243
BRIAN K. EGLI, P.E. NO. 107196

THE ABOVE NAMED PROFESSIONAL ENGINEER SHALL BE RESPONSIBLE FOR THE FOLLOWING SHEETS IN ACCORDANCE OF TENN. CODE ANN. §62-2-306.

SHEET NAME	SHEET NO.
SIGNATURE SHEET	STRUCTURE-SIGN 2
INDEX OF DRAWINGS	B-1
BRIDGE TABULATION, ESTIMATED QUANTITIES	
AND EXPANSION JOINT REPAIR NOTES	B-2
PLAN VIEW REPAIR LOCATION	B-3
PHASE CONSTRUCTION	B-4

REVISED 11-4-25 ADDED SHEET

YEAR	PROJECT NO.	SHEET NO.
2026	57S001-M3-004	STRUCTURE-SIGN 2

STATE OF TENNESSEE
DEPARTMENT OF TRANSPORTATION

SIGNATURE
SHEET

PIN 133806.00

[illegible]


INDEX OF DRAWINGS

SIGNATURE SHEET _____	STRUCTURE-SIGN 2 _____	11-4-25
SIGNATURE SHEET _____	STRUCTURE-SIGN 1 _____	
INDEX OF DRAWINGS _____		
BRIDGE TABULATION, ESTIMATED QUANTITIES _____	B-1 _____	11-4-25
AND ESTIMATED JOINT REPAIR NOTES _____	B-2 _____	11-4-25
PLAN VIEW REPAIR LOCATION _____	B-3 _____	11-4-25
PHASE CONSTRUCTION _____	B-4 _____	11-4-25

INDEX OF REFERENCE DRAWINGS

LAYOUT OF BRIDGE _____ BR-81-1
TYPICAL SECTION _____ BR-81-7

DESIGNED BY _____ DATE _____
 DRAWN BY K. MARTINKO DATE 7/25
 SUPERVISED BY B. EGLI DATE 7/25
 CHECKED BY _____ DATE _____



11/04/25

STATE OF TENNESSEE

DEPARTMENT OF TRANSPORTATION

INDEX OF DRAWINGS
57SRO010021
STATE ROUTE 1
OVER
SANDY CREEK
BR. NO. 57-SR1-13.83
MADISON COUNTY
2026

3-1

TABULATION OF BRIDGE RELATED WORK AND ESTIMATED QUANTITIES			
LOCATION OF BRIDGE AND BRIDGE NUMBER	REFERENCE DRAWINGS TO BE PRINTED WITH CONTRACT DRAWINGS	TYPE OF WORK	604-10.44 EXPANSION JOINT REPAIRS L.F.
57-SR1-13.83 OVER SANDY CREEK (57SR0010021)	BR-81-1 BR-81-7 STD-1-5	EXPANSION JOINT REPAIRS	104
TOTAL			104

[illegible]

TRAFFIC CONTROL ITEMS			
ITEM NO.	DESCRIPTION	UNIT	QUANTITY
712-04.01	FLEXIBLE DRUMS (CHANNELIZING)	EACH	310
712-05.01	WARNING LIGHTS (TYPE A)	EACH	120
712-05.03	WARNING LIGHTS (TYPE C)	EACH	185
712-08.03	ARROW BOARD (TYPE C)	EACH	2
712-08.10	MOBILE MESSAGE SIGN UNIT W/ATTENUATOR	HOURL	48
716-05.21	PAINTED PAVEMENT MARKING(4"DOTTED LINE)	L.F.	1130
716-05.50	PAINTED PAVEMENT MARKINGS (8" LINE)	L.M.	290


EXPANSION JOINT REPAIR NOTES

THE JOINT HEADER SYSTEM SHALL BE FROM OPL 9.002. THE JOINT SEAL SYSTEM CONSISTS OF THE ELASTOMERIC HEADER MATERIAL AND A TWO-PART COLD POUR SILICONE SEALANT. THE CONTRACTOR SHALL ALSO HAVE THE OPTION OF USING A PRECOMPRESSED FOAM WITH SILICONE TOPPED PRODUCT (SIMILAR TO AND INCLUDING BEJ'S) FROM OPL 7.001 WITH AN APPROPRIATELY SIZED SEAL FOR THE JOINT OPENING, AND AN ELASTOMERIC CONCRETE FROM OPL 9.001. THE SYSTEM SHALL BE INSTALLED UNDER THE DIRECT SUPERVISION OF AN AUTHORIZED TECHNICIAN PROVIDED BY THE SYSTEM MANUFACTURER. THE TECHNICIAN MUST APPROVE ALL ASPECTS OF THE GEOMETRY AND PREPARATION OF THE JOINT LOCATIONS PRIOR TO ANY INSTALLATION OF THE JOINT SYSTEM MATERIALS. PRODUCTS FROM OPL 7.001 "ON A ROLL" AND "COMPRESSION ONLY" WILL NOT BE ALLOWED. THE TOP OF THE OPL 7.001 JOINT FILLER SHALL BE A MINIMUM OF 3/4 OF AN INCH BELOW THE ROADWAY SURFACE UNLESS THE MANUFACTURER REQUIRES A DEEPER DEPTH.

MANUFACTURERS SPECIFICATIONS AND INSTALLATION PROCEDURES SHALL BE SUBMITTED TO THE PROJECT ENGINEER FOR REVIEW PRIOR TO THE JOINT REPLACEMENT/REPAIR WORK. THE MANUFACTURER AND THE CONTRACTOR SHALL BE RESPONSIBLE FOR THE WORKMANSHIP OF THE JOINT INSTALLATION.

PRIOR TO THE INSTALLATION OF THE NEW JOINT, THE EXISTING JOINT OPENING SHALL BE CLEANED OF ALL DIRT, DEBRIS, AND PRIOR CONSTRUCTION MATERIAL, ETC., THE FULL DEPTH OF THE OPENING. THE SURFACES WHERE THE NEW MATERIAL BONDS TO STAY IN PLACE, SHALL BE CLEANED PER MANUFACTURERS RECOMMENDATION, TO REMOVE ANY SUBSTANCES THAT WOULD INHIBIT BONDING.

THE COST FOR REMOVING THE OLD JOINT SYSTEM, INSTALLING THE NEW JOINT SYSTEM, LABOR, AND ANY MISCELLANEOUS MATERIALS NECESSARY TO INSTALL THE NEW EXPANSION JOINT, IS TO BE INCLUDED UNDER ITEM NUMBER 604-10.44, EXPANSION JOINT REPAIRS, L.F.



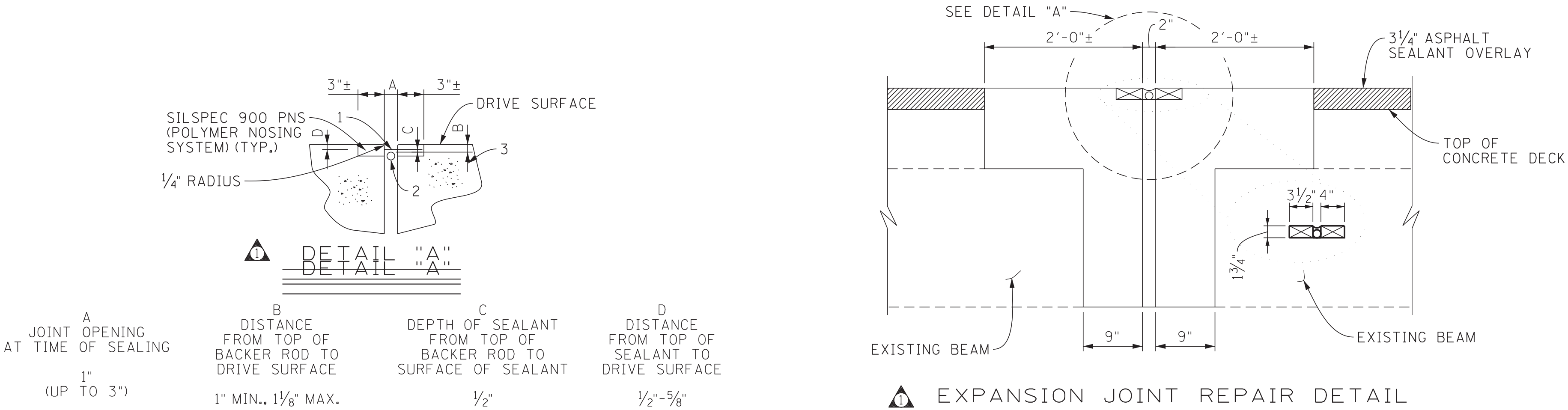
11/04/25

STATE OF TENNESSEE

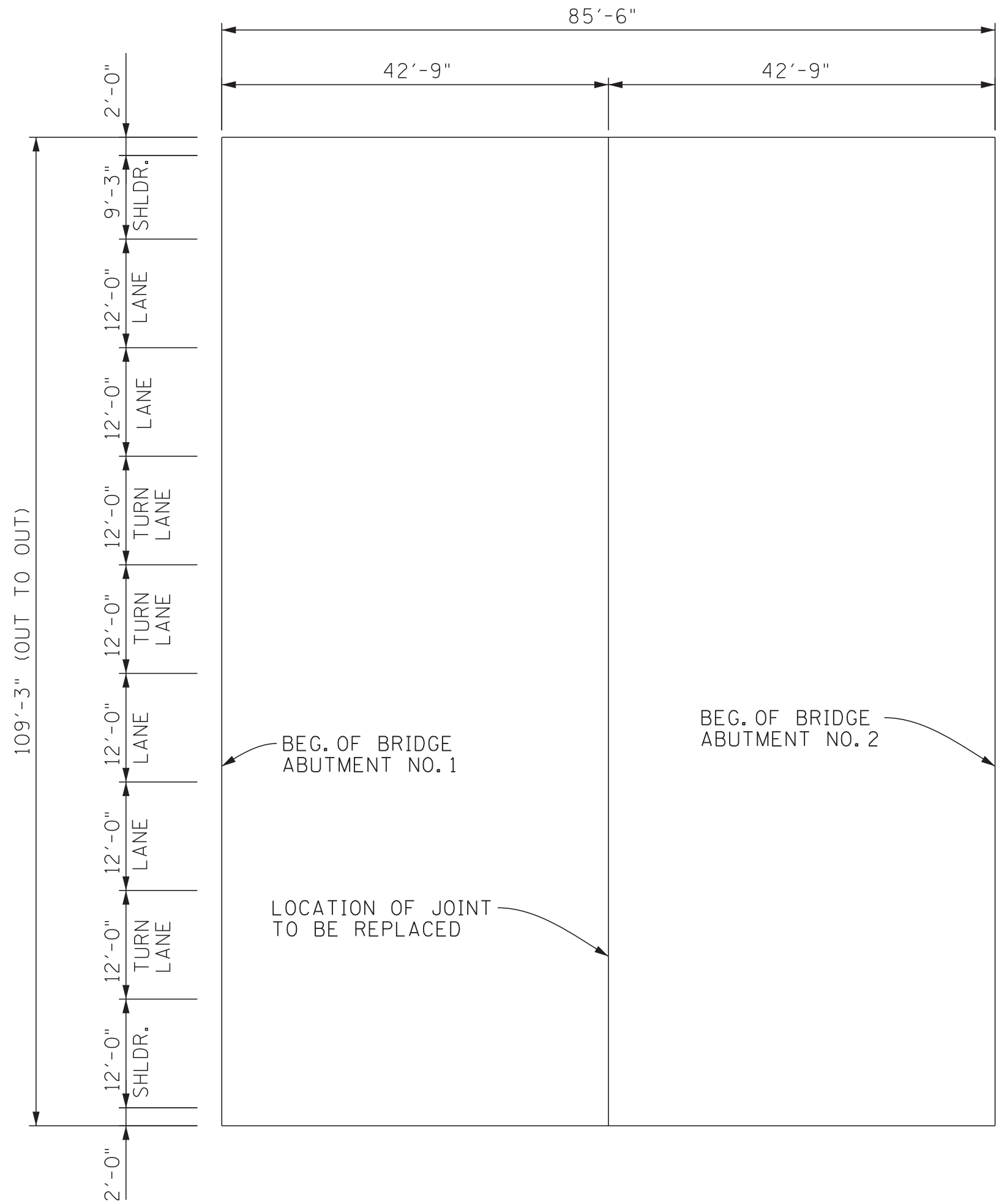
DEPARTMENT OF TRANSPORTATION

BRIDGE TABULATION,
ESTIMATED QUANTITIES, AND
EXPANSION JOINT REPAIR
NOTES
57SR0010021
STATE ROUTE 1
OVER
SANDY CREEK
BR. NO. 57-SR1-13.83
MADISON COUNTY
2026


DESIGNED BY _____ DATE _____
 DRAWN BY K. MARTINKO DATE 7/25
 SUPERVISED BY B. EGLI DATE 7/25
 CHECKED BY _____ DATE _____



PROJECT NO.		YEAR	SHEET NO.
57S001-M3-004		2026	B-3
REVISIONS			
NO.	DATE	BY	BRIEF DESCRIPTION
1	11-4-25	BE	REVISED JOINT DETAILS & DATES



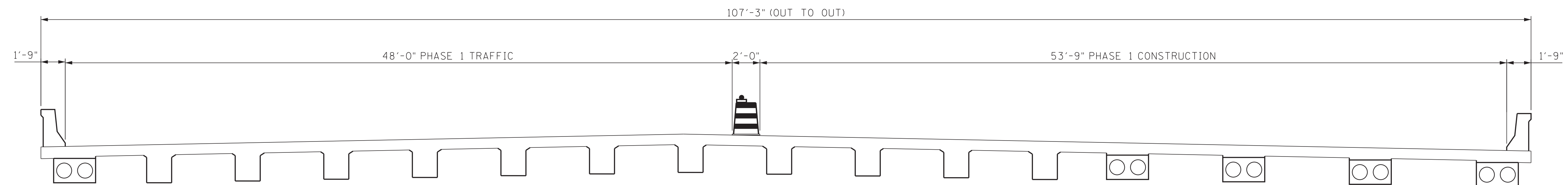
PLAN VIEW
BRIDGE ID. NO. 57SR0010021



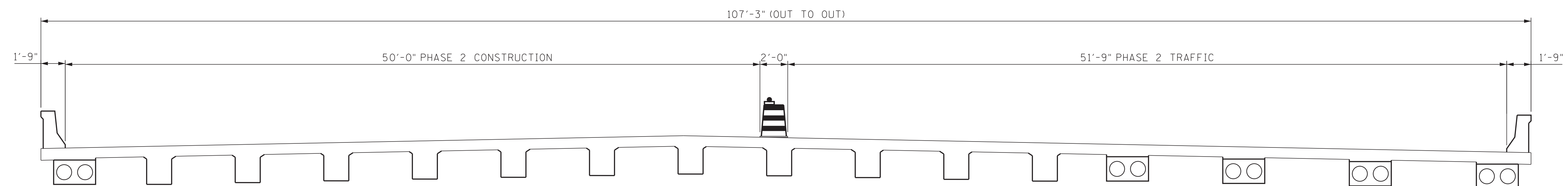
11/04/25
STATE OF TENNESSEE
DEPARTMENT OF TRANSPORTATION

PLAN VIEW REPAIR LOCATION
57SR0010021
STATE ROUTE 1
OVER
SANDY CREEK
BR. NO. 57-SR1-13.83
MADISON COUNTY
2026


DESIGNED BY _____ DATE _____
DRAWN BY K. MARTINKO DATE 7/25
SUPERVISED BY B. EGLI DATE 7/25
CHECKED BY _____ DATE _____

[illegible]

PHASE 1 CONSTRUCTION



PHASE 2 CONSTRUCTION 



11/04/25

STATE OF TENNESSEE

DEPARTMENT OF TRANSPORTATION

PHASE CONSTRUCTION
57SR0010021
STATE ROUTE 1
OVER
SANDY CREEK
BR. NO. 57-SR1-13.83
MADISON COUNTY
2026

DESIGNED BY _____ DATE _____
 DRAWN BY K. MARTINKO DATE 7/25
 SUPERVISED BY B. EGLI DATE 7/25
 CHECKED BY _____ DATE _____